

# 2 100m Backstroke Women Heat

Official

**13NZR** 13 Years New Zealand Short Course Record **59.92** 2013-10-01 Gabrielle Fa'amausili UNIAK


















**14NZR** 14 Years New Zealand Short Course Record **59.73** 2014-09-03 Gabrielle Fa'amausili UNIAK

**NZR** Open New Zealand Short Course **57.68** 2023-07-08 Helena Gasson



Show more

Entries Heats Summary



Total

Rank	Competitor	Age	Club	RT	PTS	Result
1	 Gasson Helena	29	 Coast Swi...	0.57		<b>57.98</b> Entry: 57.68 (+0.30) Q
	25m: 13.56      50m: 28.03 (14.47)      75m: 42.86 (14.83) 100m: 57.98 (15.12)					
2	 George Amber	19	 Coast Swi...	0.59		<b>58.55</b> Entry: 58.99 (-0.44) Q
	25m: 13.62      50m: 28.24 (14.62)      75m: 43.42 (15.18) 100m: 58.55 (15.13)					
3	 Martin Savannah-Eve	18	 Coast Swi...	0.60		<b>59.35</b> Entry: 1:01.49 (-2.14) Q
	25m: 13.68      50m: 28.41 (14.73)      75m: 43.83 (15.42) 100m: 59.35 (15.52)					
4	 Godwin Emma	27	 Heretaunga...	0.57		<b>59.42</b> Entry: 59.64 (-0.22) Q
	25m: 13.87      50m: 28.67 (14.80)      75m: 43.97 (15.30) 100m: 59.42 (15.45)					
5	 Welsh Jesse	20	<b>37<sup>c</sup></b> Club 37	0.69		<b>1:00.07</b> Entry: 1:01.52 (-1.45) Q
	25m: 14.20      50m: 28.94 (14.74)      75m: 44.58 (15.64) 100m: 1:00.07 (15.49)					
6	 Abdou Hanna	17	 Wharenui S...	0.55		<b>1:00.84</b> Entry: 1:01.65 (-0.81) Q
	25m: 14.31      50m: 29.29 (14.98)      75m: 45.12 (15.83) 100m: 1:00.84 (15.72)					
7	 Swain Kiana	22	 Pukekohe ...	0.65		<b>1:01.30</b> Entry: 1:01.44 (-0.14) Q
	25m: 14.33      50m: 29.38 (15.05)      75m: 45.14 (15.76) 100m: 1:01.30 (16.16)					
8	 Boxall (V) Ruby	16	 Australia	0.63		<b>1:01.53</b> Entry: 1:02.42 (-0.89) Q
	25m: 14.51      50m: 29.85 (15.34)      75m: 45.92 (16.07) 100m: 1:01.53 (15.61)					
9	 McGowan Anna	18	 North Shor...	0.79		<b>1:01.57</b> Entry: 1:01.21 (+0.36) Q

25m: 14.66      50m: 29.75 (15.09)      75m: 45.54 (15.79)  
100m: 1:01.57 (16.03)

**10**  **van Veldhuizen Breeze**      16  **Heretaunga...**      0.63      **1:01.97**      Q  
Entry: 1:02.25 (-0.28)



25m: 14.47      50m: 30.03 (15.56)      75m: 46.30 (16.27)  
100m: 1:01.97 (15.67)

**11**  **Mihaka Pippa**      17  **Hamilton Aq...**      0.58      **1:02.42**      Q  
Entry: 1:01.35 (+1.07)



25m: 14.45      50m: 30.06 (15.61)      75m: 46.13 (16.07)  
100m: 1:02.42 (16.29)

**12**  **McLellan (V) Eloise**      14  **Australia**      0.57      **1:02.60**      Q  
Entry: 1:03.26 (-0.66)

25m: 14.61      50m: 30.44 (15.83)      75m: 46.65 (16.21)  
100m: 1:02.60 (15.95)

**13**  **Ouwehand Vanessa**      24  **Phoenix Aq...**      0.58      **1:02.91**      -  
Entry: 1:00.95 (+1.96)



25m: 14.31      50m: 29.62 (15.31)      75m: 46.17 (16.55)  
100m: 1:02.91 (16.74)

**14**  **Stokes Kasha**      20  **Mt Maunga...**      0.62      **1:03.14**      Q  
Entry: 1:02.44 (+0.70)



25m: 14.72      50m: 30.58 (15.86)      75m: 47.02 (16.44)  
100m: 1:03.14 (16.12)

**15**  **Lourey (V) Samantha**      19  **Australia**      0.75      **1:03.26**      Q  
Entry: 1:05.22 (-1.96)

25m: 14.92      50m: 30.82 (15.90)      75m: 47.08 (16.26)  
100m: 1:03.26 (16.18)

**16**  **Quayle Bridie**      16  **Wharenui S...**      0.67      **1:03.45**      -  
Entry: 1:03.09 (+0.36)


25m: 15.21      50m: 30.98 (15.77)      75m: 47.36 (16.38)  
100m: 1:03.45 (16.09)

**17**  **Menzies Laura**      15  **Selwyn Swi...**      0.64      **1:03.62**      Q  
Entry: 1:03.07 (+0.55)



25m: 15.31      50m: 31.07 (15.76)      75m: 47.41 (16.34)  
100m: 1:03.62 (16.21)

**18**  **Bertinato (V) Mena**      14  **Australia**      0.62      **1:03.71**      Q  
Entry: 1:05.63 (-1.92)



25m: 15.02      50m: 30.96 (15.94)      75m: 47.49 (16.53)  
100m: 1:03.71 (16.22)

**18**  **Seymour Madeline**      16  **Nelson Sou...**      0.53      **1:03.71**      Q  
Entry: 1:04.83 (-1.12)



























25m: 14.97      50m: 30.72 (15.75)      75m: 47.38 (16.66)  
100m: 1:03.71 (16.33)

**20**  **Liu Arissa**      14  **Phoenix Aq...**      0.58      **1:03.82**      Q  
Entry: 1:03.46 (+0.36)

25m: 15.11      50m: 30.91 (15.80)      75m: 47.33 (16.42)  
100m: 1:03.82 (16.49)

**21**  **Lyles Jade**      13  **Phoenix Aq...**      0.66      **1:04.37**      Q  
Entry: 1:04.78 (-0.41)

25m: 15.27      50m: 31.58 (16.31)      75m: 48.19 (16.61)  
100m: 1:04.37 (16.18)

22	 Stanford Holly	17	 Trojans Swi...	0.64	<b>1:04.76</b> Entry: 1:04.00 (+0.76)	Q
	25m: 15.17 100m: 1:04.76 (16.72)	50m: 31.08 (15.91)	75m: 48.04 (16.96)			
23	 Peters Chloe	16	 Hamilton Aq...	0.65	<b>1:04.79</b> Entry: 1:04.44 (+0.35)	Q
	25m: 15.33 100m: 1:04.79 (16.64)	50m: 31.42 (16.09)	75m: 48.15 (16.73)			
24	 Laban (V) Mia	16	 Howick Pak...	0.67	<b>1:04.99</b> Entry: 1:04.99	Q
	25m: 15.18 100m: 1:04.99 (16.76)	50m: 31.40 (16.22)	75m: 48.23 (16.83)			
25	 Speers Brooke	15	 Greendale ...	0.64	<b>1:05.01</b> Entry: 1:04.64 (+0.37)	Q
	25m: 15.60 100m: 1:05.01 (16.35)	50m: 31.83 (16.23)	75m: 48.66 (16.83)			
26	 Miller Xanthe	17	 United Swi...	0.67	<b>1:05.09</b> Entry: 1:06.16 (-1.07)	Q
	25m: 15.16 100m: 1:05.09 (16.89)	50m: 31.30 (16.14)	75m: 48.20 (16.90)			
27	 Tobin Mackenzie	13	 Parnell Swi...	0.67	<b>1:05.32</b> Entry: 1:05.57 (-0.25)	Q
	25m: 15.26 100m: 1:05.32 (16.69)	50m: 31.76 (16.50)	75m: 48.63 (16.87)			
28	 Palmer Luisa	14	 Wanaka Sw...	0.65	<b>1:05.34</b> Entry: 1:05.57 (-0.23)	Q
	25m: 15.34 100m: 1:05.34 (17.27)	50m: 31.45 (16.11)	75m: 48.07 (16.62)			
29	 Ennor Zoe	17	 Heretaunga...	0.54	<b>1:05.35</b> Entry: 1:05.87 (-0.52)	Q
	25m: 15.43 100m: 1:05.35 (16.73)	50m: 31.77 (16.34)	75m: 48.62 (16.85)			
30	 Yamagami Kiri	15	 Club 37	0.60	<b>1:05.58</b> Entry: 1:06.41 (-0.83)	Q
	25m: 14.81 100m: 1:05.58 (17.27)	50m: 31.05 (16.24)	75m: 48.31 (17.26)			
31	 Hunt Isabelle	15	 Nga Tai Tu...	0.60	<b>1:05.69</b> Entry: 1:05.93 (-0.24)	Q
	25m: 15.04 100m: 1:05.69 (16.58)	50m: 31.54 (16.50)	75m: 49.11 (17.57)			
32	 Scott Anabel	17	 Swim Timaru	0.64	<b>1:05.81</b> Entry: 1:04.18 (+1.63)	Q
	25m: 15.36 100m: 1:05.81 (17.03)	50m: 31.51 (16.15)	75m: 48.78 (17.27)			
33	 Cole Charlotte	19	 Heretaunga...	0.60	<b>1:05.90</b> Entry: 1:05.53 (+0.37)	R1
	25m: 14.86 100m: 1:05.90 (16.98)	50m: 31.46 (16.60)	75m: 48.92 (17.46)			
34	 Ellis Samantha	15	 Manurewa ...	0.67	<b>1:06.19</b> Entry: 1:06.58 (-0.39)	R2

25m: 15.12      50m: 31.71 (16.59)      75m: 48.84 (17.13)  
100m: 1:06.19 (17.35)

**34**  **Gray Michaela**      15  **Raumati S...**      0.67      **1:06.19**      -  
Entry: 1:06.06 (+0.13)

25m: 15.15      50m: 31.87 (16.72)      75m: 49.15 (17.28)  
100m: 1:06.19 (17.04)

**36**  **Ealam-Smith Bella**      16  **North Cant...**      0.59      **1:06.34**      (-0.17)  
Entry: 1:06.51

25m: 15.23      50m: 31.82 (16.59)      75m: 49.08 (17.26)  
100m: 1:06.34 (17.26)

**37**  **Lowry Lola**      15  **Evolution A...**      0.99      **1:06.44**      (+1.83)  
Entry: 1:04.61

25m: 14.98      50m: 31.46 (16.48)      75m: 49.16 (17.70)  
100m: 1:06.44 (17.28)

**38**  **Delunel (V) Clara**      15  **New Caled...**      0.63      **1:06.49**      (-0.68)  
Entry: 1:07.17

25m: 15.64      50m: 32.23 (16.59)      75m: 49.48 (17.25)  
100m: 1:06.49 (17.01)

**39**  **McGivern Aimee**      15  **Phoenix Aq...**      0.62      **1:06.54**      (-1.27)  
Entry: 1:07.81

25m: 15.71      50m: 32.15 (16.44)      75m: 49.30 (17.15)  
100m: 1:06.54 (17.24)

**40**  **Yule Helena**      13  **North Shor...**      0.65      **1:06.60**      (-0.34)  
Entry: 1:06.94

25m: 15.83      50m: 32.48 (16.65)      75m: 49.54 (17.06)  
100m: 1:06.60 (17.06)

**41**  **Ah Scha (V) Lusie Laa**      14  **New Caled...**      0.71      **1:06.67**      (-1.52)  
Entry: 1:08.19

25m: 15.62      50m: 32.41 (16.79)      75m: 49.70 (17.29)  
100m: 1:06.67 (16.97)

**42**  **Smith Pene**      16  **Aquagym S...**      0.64      **1:06.71**      (-0.76)  
Entry: 1:07.47

25m: 15.24      50m: 31.95 (16.71)      75m: 49.12 (17.17)  
100m: 1:06.71 (17.59)

**43**  **Nadilo Marina**      15  **Nga Tai Tu...**      0.70      **1:06.76**      (-1.23)  
Entry: 1:07.99

25m: 15.51      50m: 32.11 (16.60)      75m: 49.43 (17.32)  
100m: 1:06.76 (17.33)

**44**  **Dodunski Frankie**      15  **United Swi...**      0.68      **1:06.82**      (+0.38)  
Entry: 1:06.44



























25m: 15.36      50m:      75m: 49.37 (49.37)  
100m: 1:06.82 (17.45)

**45**  **Simpson Annabell**      23  **Club 37**      0.72      **1:07.02**      (+1.68)  
Entry: 1:05.34

25m: 15.38      50m: 31.91 (16.53)      75m: 49.66 (17.75)  
100m: 1:07.02 (17.36)

**46**  **Stringer Paige**      15  **Hamilton Aq...**      0.62      **1:07.03**      (+0.89)  
Entry: 1:06.14



25m: 15.58      50m: 31.93 (16.35)      75m: 49.31 (17.38)  
100m: 1:07.03 (17.72)

47	 Parmenter Charlotte	16		Jasi Swim ...	0.68	<b>1:07.19</b> Entry: 1:05.89 (+1.30)
	25m: 15.08	50m: 31.47 (16.39)	75m: 49.10 (17.63)			100m: 1:07.19 (18.09)
48	 Henshaw Jade	16		Selwyn Swi...		<b>1:07.31</b> Entry: 1:06.51 (+0.80)
	25m: 15.55	50m:	75m: 49.40 (49.40)			100m: 1:07.31 (17.91)
49	 Shaw Vivienne	16		Jasi Swim ...	0.57	<b>1:07.58</b> Entry: 1:07.89 (-0.31)
	25m: 16.01	50m: 32.85 (16.84)	75m: 50.11 (17.26)			100m: 1:07.58 (17.47)
50	 Swan Brooke	17		Nelson Sou...	0.75	<b>1:07.77</b> Entry: 1:06.21 (+1.56)
	25m: 15.18	50m: 32.18 (17.00)	75m: 49.99 (17.81)			100m: 1:07.77 (17.78)
51	 Winter Heidi	15		Alexandra ...	0.69	<b>1:07.82</b> Entry: 1:06.77 (+1.05)
	25m: 15.53	50m: 32.49 (16.96)	75m: 49.76 (17.27)			100m: 1:07.82 (18.06)
52	 Waite Imogen	17		Otaki Titan...	0.78	<b>1:07.89</b> Entry: 1:06.15 (+1.74)
	25m: 15.12	50m: 31.64 (16.52)	75m: 49.39 (17.75)			100m: 1:07.89 (18.50)
53	 Tohaia Mollie	15		Pukekohe ...	0.58	<b>1:07.91</b> Entry: 1:07.83 (+0.08)
	25m: 15.63	50m: 32.67 (17.04)	75m: 50.29 (17.62)			100m: 1:07.91 (17.62)
54	 Iosefa Jordan	14		Club 37	0.56	<b>1:07.95</b> Entry: 1:07.75 (+0.20)
	25m: 15.61	50m: 32.09 (16.48)	75m: 49.61 (17.52)			100m: 1:07.95 (18.34)
55	 Gardner Sylvie	16		Northwave ...	0.63	<b>1:08.00</b> Entry: 1:08.69 (-0.69)
	25m: 16.17	50m: 32.97 (16.80)	75m: 50.70 (17.73)			100m: 1:08.00 (17.30)
55	 Uta'i Elena-Rhys	15		Roskill Swi...	0.57	<b>1:08.00</b> Entry: 1:07.19 (+0.81)
	25m: 15.89	50m: 32.87 (16.98)	75m: 50.44 (17.57)			100m: 1:08.00 (17.56)
57	 Loomes Maya	17		Mt Eden S...	0.62	<b>1:08.04</b> Entry: 1:06.59 (+1.45)
	25m: 15.61	50m: 32.58 (16.97)	75m: 50.25 (17.67)			100m: 1:08.04 (17.79)
58	 Newman Taylor	14		Enterprise ...	0.58	<b>1:08.11</b> Entry: 1:06.53 (+1.58)
	25m: 15.11	50m: 31.84 (16.73)	75m: 49.93 (18.09)			100m: 1:08.11 (18.18)
59	 Skidmore Evie	17		Trojans Swi...	0.74	<b>1:08.13</b> Entry: 1:07.36 (+0.77)

25m: 15.81      50m: 32.62 (16.81)      75m: 50.44 (17.82)  
100m: 1:08.13 (17.69)

**60**  Wallace Emma      18  Pukekohe ...      0.60      **1:08.20**  
Entry: 1:06.03 (+2.17)

25m: 15.67      50m: 32.39 (16.72)      75m: 50.12 (17.73)  
100m: 1:08.20 (18.08)

**60**  Park Harriet      21  Heretaunga...      0.62      **1:08.20**  
Entry: 1:07.37 (+0.83)

25m: 15.44      50m: 32.40 (16.96)      75m: 50.22 (17.82)  
100m: 1:08.20 (17.98)

**62**  Pratt-Smith Zaniqua      16  Mt Maunga...      0.87      **1:08.27**  
Entry: 1:08.05 (+0.22)

25m: 15.38      50m: 32.00 (16.62)      75m: 50.08 (18.08)  
100m: 1:08.27 (18.19)

**63**  Riley Indiana      16  Hamilton Aq...      0.69      **1:08.40**  
Entry: 1:08.77 (-0.37)

25m: 16.46      50m: 33.68 (17.22)      75m: 51.15 (17.47)  
100m: 1:08.40 (17.25)

**64**  Bendall Emma      17  Ice Breaker...      0.61      **1:08.48**  
Entry: 1:05.96 (+2.52)

25m: 16.16      50m: 33.20 (17.04)      75m: 50.90 (17.70)  
100m: 1:08.48 (17.58)

**65**  Rogers Piper      16  Tawa Swim...      0.52      **1:08.56**  
Entry: 1:08.62 (-0.06)

25m: 15.84      50m: 32.69 (16.85)      75m: 50.45 (17.76)  
100m: 1:08.56 (18.11)

**66**  Neal Audrey      16  Coast Swi...      0.68      **1:08.76**  
Entry: 1:08.06 (+0.70)

25m: 15.89      50m: 32.87 (16.98)      75m: 50.93 (18.06)  
100m: 1:08.76 (17.83)

**66**  Knight Kayla      15  United Swi...      0.78      **1:08.76**  
Entry: 1:08.23 (+0.53)

25m: 16.15      50m: 33.09 (16.94)      75m: 50.80 (17.71)  
100m: 1:08.76 (17.96)

**68**  Faleafa Emily      16  North Shor...      0.68      **1:08.77**  
Entry: 1:07.87 (+0.90)

25m: 16.33      50m: 33.32 (16.99)      75m: 51.12 (17.80)  
100m: 1:08.77 (17.65)

**69**  Saunders Emily      14  Selwyn Swi...      0.64      **1:08.91**  
Entry: 1:08.81 (+0.10)

























25m: 15.54      50m: 32.74 (17.20)      75m: 50.86 (18.12)  
100m: 1:08.91 (18.05)

**70**  Wyatt Hayley      14  Coast Swi...      0.60      **1:08.95**  
Entry: 1:09.01 (-0.06)

25m: 16.27      50m: 34.15 (17.88)      75m: 51.58 (17.43)  
100m: 1:08.95 (17.37)

**71**  MacDowall Layla      16  Vikings Swi...      0.65      **1:09.04**  
Entry: 1:08.65 (+0.39)

25m: 16.73      50m: 33.81 (17.08)      75m: 51.44 (17.63)  
100m: 1:09.04 (17.60)

72	 Kennard Shyla	15	 Aquabladz ...	0.68	<b>1:09.23</b> Entry: 1:08.74 (+0.49)
	25m: 15.40 100m: 1:09.23 (18.45)	50m: 32.29 (16.89)	75m: 50.78 (18.49)		
73	 Grenfell Annabel	16	 Nelson Sou...	0.63	<b>1:09.24</b> Entry: 1:07.31 (+1.93)
	25m: 16.54 100m: 1:09.24 (17.67)	50m: 33.93 (17.39)	75m: 51.57 (17.64)		
74	 Parmenter Isabella	19	 Jasi Swim ...	0.64	<b>1:09.41</b> Entry: 1:07.83 (+1.58)
	25m: 15.96 100m: 1:09.41 (18.66)	50m: 32.75 (16.79)	75m: 50.75 (18.00)		
75	 Wellington Sophie	13	 Kiwi ASC	0.77	<b>1:09.45</b> Entry: 1:09.28 (+0.17)
	25m: 16.16 100m: 1:09.45 (17.87)	50m: 33.47 (17.31)	75m: 51.58 (18.11)		
76	 Ding Cloris	13	 United Swi...	0.63	<b>1:09.48</b> Entry: 1:09.18 (+0.30)
	25m: 15.92 100m: 1:09.48 (18.37)	50m: 33.15 (17.23)	75m: 51.11 (17.96)		
77	 Hanley Ella	15	 Tawa Swim...	0.63	<b>1:09.50</b> Entry: 1:08.73 (+0.77)
	25m: 16.05 100m: 1:09.50 (18.04)	50m: 33.26 (17.21)	75m: 51.46 (18.20)		
78	 Ferguson Ariana	16	 North Cant...	0.60	<b>1:09.64</b> Entry: 1:08.55 (+1.09)
	25m: 15.18 100m: 1:09.64 (19.03)	50m: 32.33 (17.15)	75m: 50.61 (18.28)		
79	 Skidmore Millie	14	 Trojans Swi...	0.82	<b>1:10.24</b> Entry: 1:07.90 (+2.34)
	25m: 16.41 100m: 1:10.24 (18.46)	50m: 33.40 (16.99)	75m: 51.78 (18.38)		
80	 Scott Tessa	15	 St Paul's S...	0.68	<b>1:10.45</b> Entry: 1:08.95 (+1.50)
	25m: 16.79 100m: 1:10.45 (18.00)	50m: 34.27 (17.48)	75m: 52.45 (18.18)		
81	 Orbell Erika	15	 North Shor...	0.57	<b>1:10.63</b> Entry: 1:09.72 (+0.91)
	25m: 16.26 100m: 1:10.63 (18.79)	50m: 33.38 (17.12)	75m: 51.84 (18.46)		
82	 Harris Sofia	15	 Vikings Swi...	0.72	<b>1:10.66</b> Entry: 1:09.45 (+1.21)
	25m: 16.11 100m: 1:10.66 (19.01)	50m: 33.38 (17.27)	75m: 51.65 (18.27)		
83	 Zhang Clementine	14	 Howick Pak...	0.65	<b>1:10.84</b> Entry: 1:09.63 (+1.21)
	25m: 15.76 100m: 1:10.84 (19.37)	50m: 32.95 (17.19)	75m: 51.47 (18.52)		
84	 Lander Ashley	15	 St Paul's S...	0.59	<b>1:11.47</b> Entry: 1:09.25 (+2.22)

25m: 16.74      50m: 34.38 (17.64)      75m: 52.94 (18.56)  
100m: 1:11.47 (18.53)

**84**  **Pui Rachel**      13  **Whanganui...**      0.74      **1:11.47**  
Entry: 1:11.82 (-0.35)

25m: 16.50      50m: 34.60 (18.10)      75m: 53.28 (18.68)  
100m: 1:11.47 (18.19)

**86**  **McManus Vanzin**      13  **Manurewa ...**      0.71      **1:11.55**  
Entry: 1:14.25 (-2.70)

25m: 16.46      50m: 34.40 (17.94)      75m: 52.97 (18.57)  
100m: 1:11.55 (18.58)

**87**  **Spalding Indie**      13  **Porirua City...**      0.64      **1:11.63**  
Entry: 1:11.76 (-0.13)

25m: 15.85      50m: 33.31 (17.46)      75m: 52.39 (19.08)  
100m: 1:11.63 (19.24)

**88**  **Welsh Charlotte**      13  **North Shore...**      0.78      **1:12.56**  
Entry: 1:13.62 (-1.06)

25m: 17.20      50m: 35.15 (17.95)      75m: 53.91 (18.76)  
100m: 1:12.56 (18.65)

**89**  **Wright Mackenzie**      13  **Raumati S...**      0.66      **1:12.86**  
Entry: 1:14.51 (-1.65)

25m: 16.71      50m: 35.13 (18.42)      75m: 54.04 (18.91)  
100m: 1:12.86 (18.82)

**90**  **McCutcheon Christina**      13  **Central Ha...**      0.62      **1:13.95**  
Entry: 1:14.23 (-0.28)

25m: 16.76      50m: 35.65 (18.89)      75m: 54.95 (19.30)  
100m: 1:13.95 (19.00)

**91**  **Kolevski Payton**      13  **Stratford FI...**      0.67      **1:14.21**  
Entry: 1:13.71 (+0.50)

25m: 16.88      50m: 35.16 (18.28)      75m: 54.58 (19.42)  
100m: 1:14.21 (19.63)

**92**  **Overend Amy**      13  **Selwyn Swi...**      0.65      **1:14.24**  
Entry: 1:13.32 (+0.92)

25m: 17.34      50m: 35.38 (18.04)      75m: 54.47 (19.09)  
100m: 1:14.24 (19.77)

**93**  **Searle Amelia-Rose**      13  **North Shore...**      0.69      **1:14.57**  
Entry: 1:13.73 (+0.84)

25m: 17.46      50m: 35.75 (18.29)      75m: 55.15 (19.40)  
100m: 1:14.57 (19.42)

**94**  **Li Zhongrui**      13  **United Swi...**      0.79      **1:14.77**  
Entry: 1:09.19 (+5.58)

25m: 17.55      50m: 35.82 (18.27)      75m: 55.35 (19.53)  
100m: 1:14.77 (19.42)









**95**  **Arvidson Leah**      13  **North Shore...**      0.62      **1:15.32**  
Entry: 1:14.26 (+1.06)

25m: 17.53      50m: 36.24 (18.71)      75m: 55.83 (19.59)  
100m: 1:15.32 (19.49)

**96**  **Dettling Madison**      13  **North Shore...**      0.66      **1:15.92**  
Entry: 1:14.78 (+1.14)

25m: 17.30      50m: 36.42 (19.12)      75m: 56.94 (20.52)  
100m: 1:15.92 (18.98)



97	 Doney Aubrey	13	 Wharenui S...	0.64	<b>1:16.38</b> Entry: 1:14.09 (+2.29)
	25m: 17.68 100m: 1:16.38 (19.44)	50m: 36.75 (19.07)	75m: 56.94 (20.19)		
98	 Rollo Elysia	13	 Pukekohe ...	0.68	<b>1:16.71</b> Entry: 1:14.27 (+2.44)
	25m: 17.83 100m: 1:16.71 (19.53)	50m: 36.98 (19.15)	75m: 57.18 (20.20)		
-	 Oldsen (V) Ellysia	28	 Australia		DNS
-	 Strydom Lome	16	 Pukekohe ...		DNS